

Format of holding of specified securities

Name of Listed Entity: **LA TIM METAL & INDUSTRIES LIMITED**
Scrip Code:**505693** Name of Scrip :**LATIMMETAL** Class of Security : **Equity**
Share Holding Pattern Filed under : Reg. 31(1)(a)/Reg.31(1)(b)/Reg.31 (1) (c)
a.If under 31 (1)(b) then indicate the report for quarter ending : 31-12-2017
b. If under 31(1)(c) then indicate date of allotment/extinguishment:

Declaration: The Listed entity is required to submit the following declaration to the extent of submission of information:-

Particulars	Yes*	No*
1 Whether the Listed Entity has issued any partly paid up shares?		No*
2 Whether the Listed Entity has issued any Convertible Securities or Warrants?	Yes*	
3 Whether the Listed Entity has any shares against which depository receipts are issued?		No*
4 Whether the Listed Entity has any shares in locked-in?	Yes*	
5 Whether any shares held by promoters are pledge or otherwise encumbered?		No*

* If the Listed Entity selects the option 'No' for the questions above, the columns for the partly paid up shares, Outstanding Convertible Securities/Warrants, depository receipts, locked-in shares, No of shares pledged or otherwise encumbered by promoters, as applicable, shall not be displayed at the time of dissemination on the Stock Exchange website. Also wherever there is 'No' declared by Listed Entity in above table the values will be considered as 'Zero' by default on submission of the format of holding of specified securities.

5 The tabular format for disclosure of holding of specified securities is as follows:-




Table I - Summary statement holding of specified securities

Category (I)	Category of shareholder (II)	Nos of shareholders (III)	No of fully paid-up equity shares held (IV)	No of Partly paid-up equity shares held (V)	No of shares underlying Depository Receipts (VI)	Total nos. shares held (VII) = (IV)+(V)+(VI)	Shareholding as a % of total no. of shares (calculated as per SCRR, 1957) (VIII) As a % of (A+B+C2)	Number of Voting Rights held in each class of securities (IX)			No of shares Underlying Outstanding convertible securities (Including Warrants) (X)	Shareholding, as a % assuming full conversion of convertible securities (as a percentage of diluted share capital)	Number of Locked in shares (XII)		Number of shares pledged or otherwise encumbered (XIII)		Number of equity shares held in dematerialized form (XIV)	
								No of Voting Rights					Total as a % of (A+B+C)	No. (a)	As a % of total shares held (b)	No. (a)		As a % of total shares held (b)
								Class eg: X	Class eg: Y	Total								
(A)	Promoter & Promoter Group	9	3373210	0	0	3373210	65.79	3373210	0	3373210	65.79	1066875	71.68	2510295	74.42	0	0	3373210
(B)	Public	1724	1754290	0	0	1754290	34.21	1754290	0	1754290	34.21	0	28.32	824750	47.01	NA	0	1440965
(C)	Non Promoter- Non Public	0	0	0	0	0	0	0	0	0	0.00	0	0	0	0	0	0	0
(C1)	Shares underlying DRs	0	0	0	0	0	0	0	0	0	0.00	0	0	0	0	0	0	0
(C2)	Shares held by Employee Trusts	0	0	0	0	0	0	0	0	0	0.00	0	0	0	0	0	0	0
	Total	1733	5127500	0	0	5127500	100.00	5127500	0	5127500	100.00	1066875	100.00	3335045	65.04	0	0.00	4814175




Table II - Statement showing shareholding pattern of the Promoter and Promoter Group

Category & Name of the shareholders (I)	PAN (II)	Nos of shareholder (III)	No of fully paid-up equity shares held (IV)	Partly paid-up equity shares held (V)	No of shares underlying Depository Receipts (VI)	Total nos. shares held (VII) = (IV)+(V)+(VI)	Shareholding as a % of total no. of shares(calculated as per SCRR, 1957) As a % of (A+B+C2)	Number of Voting Rights held in each class of securities (IX)			No of shares Underlying Outstanding convertible securities	Shareholding, as a % assuming full conversion of convertible securities	Number of Locked in shares (XII)		Number of shares pledged or otherwise encumbered (XIII)		Number of equity shares held in dematerialized form (XIV)	
								No of Voting Rights					Total as a % of Total Voting Rights	No. (a)	As a % of total shares held (b)	No. (a)		As a % of total shares held (b)
								Class eg: X	Class eg: Y	Total								
(1) Indian																		
(a) Individuals/H.U.F		9	3373210	0	0	3373210	65.79	3373210	0	3373210	65.79	1066875	71.68	2510295	74.42	0	0.00	3373210
1 JALPA KARNA TIMBADIA	AFSPD6661D		537625	0	0	537625	10.49	537625	0	537625	10.49	51125	9.50	496960	92.44	0	0.00	537625
2 KARTIK MAGANLAL TIMBADIA	AAAPT9456F		489085	0	0	489085	9.54	489085	0	489085	9.54	51125	8.72	489085	100.00	0	0.00	489085
3 PARTH RAHUL TIMBADIA	ADNPT5421G		319375	0	0	319375	6.23	319375	0	319375	6.23	239500	9.02	249375	78.08	0	0.00	319375
4 RAHUL MAGANLAL TIMBADIA	ABXPT5258P		752250	0	0	752250	14.67	752250	0	752250	14.67	0	12.14	0	0	0	0.00	752250
5 AMITA TIMBADIA	ACWPT8952E		256375	0	0	256375	5.00	256375	0	256375	5.00	143625	6.46	256375	100.00	0	0.00	256375
6 ALMITRA TIMBADIA	AGYPC6411H		252000	0	0	252000	4.91	252000	0	252000	4.91	148000	6.46	252000	100.00	0	0.00	252000
7 RADHIKA TIMBADIA	AFFPT5377M		255500	0	0	255500	4.98	255500	0	255500	4.98	144500	6.46	255500	100.00	0	0.00	255500
8 KARNA TIMBADIA	ACVPT4109Q		255500	0	0	255500	4.98	255500	0	255500	4.98	144500	6.46	255500	100.00	0	0.00	255500
9 SUCHITA TIMBADIA	ABJPT3129M		255500	0	0	255500	4.98	255500	0	255500	4.98	144500	6.46	255500	100.00	0	0.00	255500
(b) Central/State Government(s)			0	0	0	0	0.00	0	0	0	0.00	0	0	0	0	0	0.00	0
Name (xyz)																		
(c) Financial Institutions/Banks			0	0	0	0	0.00	0	0	0	0.00	0	0	0	0	0	0.00	0
Name (xyz)																		
(d) Any Other (Specify)																		
Sub- Total (A)(1)		9	3373210	0	0	3373210	65.79	3373210	0	3373210	65.7866	1066875	71.67931	2510295	74.4186	0	0.00	3373210
(2) Foreign																		
(a) Individuals (Non-Resident Individuals/ Foreign)																		
(a) Individuals			0	0	0	0	0.00	0	0	0	0	0	0	0	0	0	0.00	0
Name (xyz)																		
(b) Government			0	0	0	0	0.00	0	0	0	0	0	0	0	0	0	0.00	0
Name (xyz)																		
(c) Institutions			0	0	0	0	0.00	0	0	0	0	0	0	0	0	0	0.00	0
Name (xyz)																		
(d) Foreign Portfolio Investor			0	0	0	0	0.00	0	0	0	0	0	0	0	0	0	0.00	0
Name (xyz)																		
(e) Any Other (Specify)			0	0	0	0	0.00	0	0	0	0	0	0	0	0	0	0.00	0
a) Bodies Corporate																		
i																		
ii																		
iii																		
Sub- Total (A)(2)			0	0	0	0	0	0	0	0	0	0	0	0	0	0	0	0
Total Shareholding of Promoter and Promoter Group (A)=(A)(1)+(A)(2)		9	3373210	0	0	3373210	65.79	3373210	0	3373210	65.79	1066875	71.68	2510295	74.42	0	0.00	3373210




Table III - Statement showing shareholding pattern of the Public Shareholder

	Category & Name of the shareholders (I)	PAN (II)	Nos of shareholder (III)	No of fully paid-up equity shares held	Partly paid-up equity shares	No of shares underlying	Total nos. shares held (VII) = (IV)+(V)+(VI)	Shareholding as a % of total no. of shares (calculated)	Number of Voting Rights held in each			No of shares Underlying	Total Shareholding, as a %	Number of Locked		Number of shares pledged or		Number of equity shares held in		
									No of Voting Rights		Total as a % of Total			No. (a)	As a % of total shares	No. (Not applicable) (a)	As a % of total shares			
									Class eg: X	Class eg: Y									Total	
(1)	Institutions																			
(a)	Mutual Fund/UTI		0	0	0	0	0	0.00	0	0	0	0	0.00	0	0		NA		0	
(b)	Venture Capital Funds		0	0	0	0	0	0.00	0	0	0	0	0.00	0	0		NA		0	
	Name (xyz)												0.00							
(c)	Alternate Investment Funds		0	0	0	0	0	0.00	0	0	0	0	0.00	0	0		NA		0	
	Name (xyz)												0.00							
(d)	Foreign Venture Capital Investors		0	0	0	0	0	0.00	0	0	0	0	0.00	0	0		NA		0	
	Name (xyz)												0.00							
(e)	Foreign Portfolio Investors		0	0	0	0	0	0.00	0	0	0	0	0.00	0	0		NA		0	
	Name (xyz)												0.00							
(f)	Financial Institutions Banks		3	4800	0	0	4800	0.09	4800	0	4800	0.09	0	0.08	0	0		NA		0
	Name (xyz)												0.00							
(g)	Insurance Companies		2	23550	0	0	23550	0.46	23550	0	23550	0.46	0	0.38	0	0		NA		22700
(h)	Provident Funds/Pension Funds		0	0	0	0	0	0.00	0	0	0	0	0.00	0	0		NA		0	
	Name (xyz)												0.00							
(i)	Any Other (specify)		0	0	0	0	0	0.00	0	0	0	0	0.00	0	0		NA		0	
	i)Central/State Government(s)												0.00							
1)	Foreign Institutional Investors		0	0	0	0	0	0.00	0	0	0	0	0.00	0	0		NA		0	
	Sub- Total (B)(1)		5	28350	0	0	28350	0.55	28350	0	28350	0.55	0	0.46	0	0	0	0	22700	
(2)	Central Government/State Government(s)/President of India																			
	Name (xyz)																			
	Sub- Total (B)(2)		0	0	0	0	0	0.00	0	0	0	0	0	0	0	0	0	0	0	
(3)	Non- Institutions																			
(a)	Individuals - i.Individual shareholders holding nominal share capital up to Rs.2 lakhs.		1666	550635	0	0	550635	10.74	550635	0	550635	10.74	0	8.89	20000	3.63		NA		255310
	ii.Individual shareholders holding nominal share capital in excess of Rs.2 lakhs.		3	161153	0	0	161153	3.14	161153	0	161153	3.14	0	2.60	0	0.00		NA		161153
1	SHYAM KISANGOPAL LAKHANI	AAAPL6989K		59929	0	0	59929	1.17	59929	0	59929	1.17	0	0.97	0	0		NA		59929
2	PRATIMA DILIP PAREKH	AGKPP4559R		79674	0	0	79674	1.55	79674	0	79674	1.55	0	1.29	0	0		NA		79674
(b)	NBFCs registered with RBI			0	0	0	0	0.00	0	0	0	0.00	0	0.00	0	0		NA		0
	Name (xyz)																			
(c)	Employee Trust			0	0	0	0	0.00	0	0	0	0.00	0	0.00	0	0		NA		0
	Name (xyz)																			
(d)	Overseas Depositories (holding DRs) (balancing figure)			0	0	0	0	0.00	0	0	0	0.00	0	0.00	0	0		NA		0
	Name (xyz)																			
(e)	Trusts		1	100	0	0	100	0.00	100	0	100	0.00	0	0.00	0	0		NA		100
(f)	NRI Non Repatriable		9	3050	0	0	3050	0.06	3050	0	3050	0.06	0	0.05	0	0		NA		50
(g)	Overseas Corporate Bodies		1	71300	0	0	71300	1.39	71300	0	71300	1.39	0	1.15	0	0		NA		71300
1	EON INVESTMENT LIMITED	AABCE8224C		71300	0	0	71300	1.39	71300	0	71300	1.39	0	1.15	0	0		NA		71300
(h)	Clearing Members		3	303	0	0	303	0.01	303	0	303	0.01	0	0.00	0	0		NA		303
	Name (xyz)			0	0	0	0	0.00	0	0	0	0.00	0	0.00	0	0		NA		0
(i)	Hindu Undivided Families		13	19213	0	0	19213	0.37	19213	0	19213	0.37	0	0.31	0	0		NA		18913
(j)	Bodies Corporate		23	920186	0	0	920186	17.95	920186	0	920186	17.95	0	14.86	804750	87.46		NA		911136
1	CHINAR FINVEST PRIVATE LIMITED	AACCC1226B		224750	0	0	224750	4.38	224750	0	224750	4.38	0	3.63	224750	100		NA		224750
2	PRECCEL SOLUTION PRIVATE LIMITED	AACCP2066J		290000	0	0	290000	5.66	290000	0	290000	5.66	0	4.68	290000	100		NA		290000
3	EXCELLENCE FINANCE PRIVATE LIMITED	AABCE7869B		290000	0	0	290000	5.66	290000	0	290000	5.66	0	4.68	290000	100		NA		290000
	Sub- Total (B)(3)		1719	1725940	0	0	1725940	33.66	1725940	0	1725940	33.66	0	27.86	824750	47.79	NA		1418265	
	Total Public Shareholding (B)=(B)(1)+(B)(2)+(B)(3)		1724	1754290	0	0	1754290	34.21	1754290	0	1754290	34.21	0	28.32	824750	47.01			1440965	



Table IV - Statement showing shareholding pattern of the Non Promoter-Non Public Shareholder

Category & Name of the shareholders (I)	PAN (II)	Nos of shareholder (III)	No of fully paid-up equity shares held (IV)	Partly paid-up equity shares held (V)	No of shares underlying Depository Receipts (VI)	Total nos. shares held (VII) = (IV)+(V)+(VI)	Shareholding as a % of total no. of shares(calculated as per SCRR, 1957) As a % of (A+B+C2) (VIII)	Number of Voting Rights held in each			No of shares Underlying Outstanding convertible securities (Including Warrants) (X)	Total Shareholding, as a % assuming full conversion of convertible securities (as a percentage of III)	Number of Locked		Number of shares pledged or		Number of equity shares held in dematerialized form (XIV)	
								No of Voting Rights					Total as a % of Total Voting Rights	No.	As a % of total shares held	No. (Not applicable)		As a % of total shares held (Not applicable)
								Class eg: X	Class eg: Y	Total								
(1) Custodian/DR Holder			0	0	0	0	0					0	0	0	0	0	0	
(a) Name of DR Holder (If available)																		
(i) abc.....																	NA	
(ii) efg.....																	NA	
(2) Employee Benefit Trust (Under SEBI (Share based Employee Benefit) Regulations, 2014)			0	0	0	0	0					0	0	0	0	0	0	
(a) Name (abc.....)																	NA	
Total Non-Promoter - Non Public Shareholding (C)=(C)(1)+(C)(2)			0	0	0	0	0					0	0	0	0	0	0	

